

Eesti Maaülikool

Estonian University
of Life Sciences

Mobility partnerships

Karoli Kõiv

Foreign relations specialist



Who am I?



At EMÜ since 2014

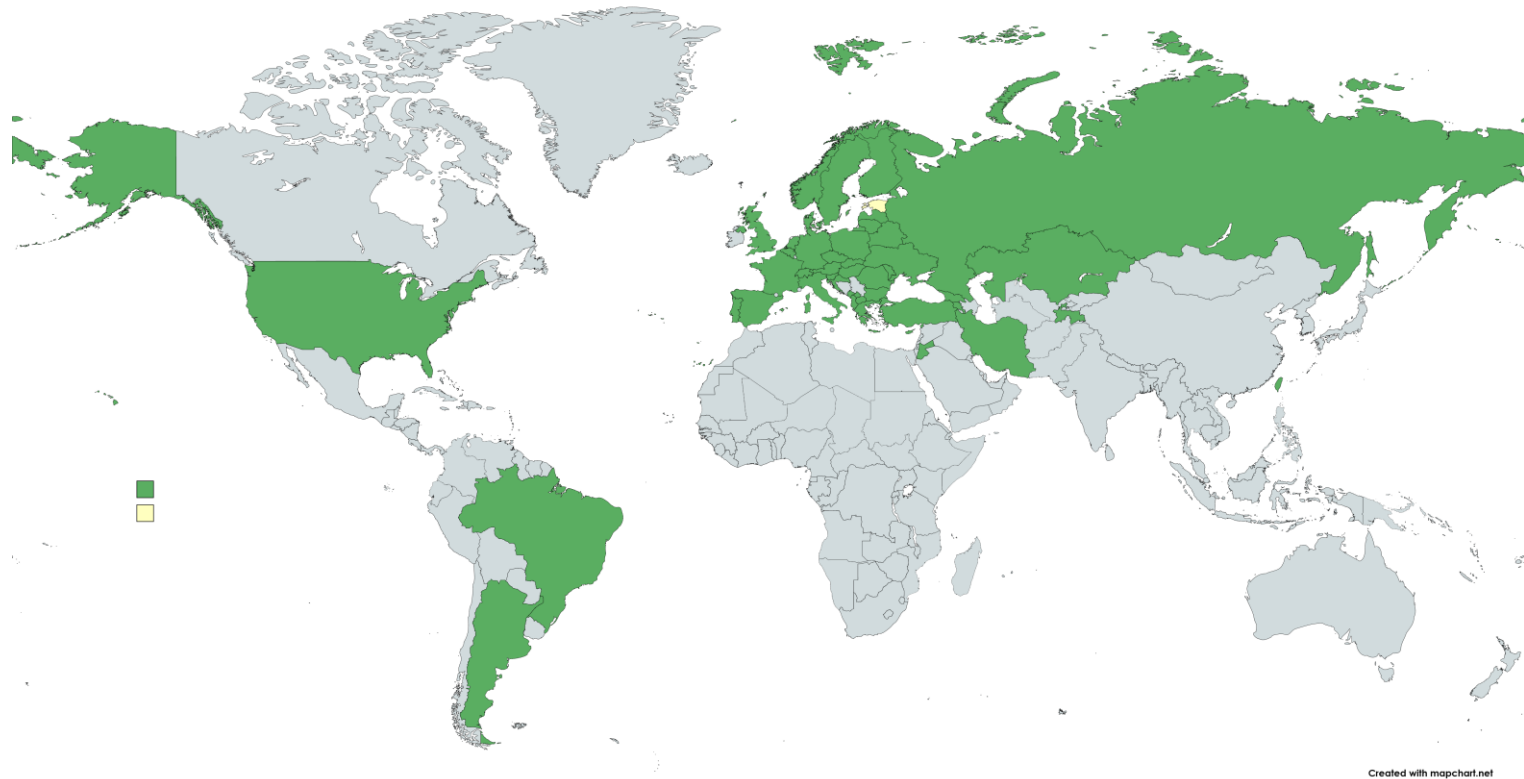
- | Institutional Erasmus+ Coordinator
- | Incoming and outgoing Erasmus+ staff and students
- | BOVA/NOVA network + Nordplus exchanges

Topics

- | Our mobility partnerships
- | How do we choose our partners?
- | Mobility programmes
- | How to improve student mobility
- | How to select participants / how to prepare them

Our mobility partnerships

- | 172 partner institutions
 - | Erasmus+ partnerships
 - | Nordplus
 - | Bilateral agreements
- | Germany - 23 partners
- | Turkey - 14 partners
- | Italy - 12 partners
- | Portugal - 12 partners




How do we choose our partnerships?

- | Interest from academic staff or students
 - | Are there courses offered in English?
 - | Is the university or country of interest to our staff / students?



Mobility programmes

- | Erasmus+
 - | Funding from European Commission
- | Nordplus
 - | Funding from Nordic Council of Ministers



How to improve student mobility?

How to improve student mobility - outgoing

- | Clear strategy
 - | Management – international office – academic units
- | Student testimonials
 - | Students ambassadors - info sessions, Instagram takeovers
- | Social media
 - | Promote opportunities on your social media

How to improve student mobility - incoming

1. Promote your university among partners



**Fact sheet for Erasmus+ incoming students in academic year
2021/2022**

2. Communication with students

Name of the institution **Estonian University of Life Sciences (EMÜ)**
Address **Kreutzwaldi 1
Tartu 51006
Estonia**
Website **<http://www.emu.ee/>**
IRO e-mail address **erasmus@emu.ee**
Erasmus code **EE-TARTU01**


3. Mobility experience – before, during and after



Eesti Maaülikool

How to select participants?

- Academic excellency vs motivation
- Make your selection criteria clear on your website



How to prepare participants?


How to prepare participants - outgoing

- | Exchange students at your university from host university
- | Intercultural communication course
- | Consult with host university coordinator
- | Funding
- | Encourage students to ask questions



How to prepare participants - incoming

- After they have been accepted, send information about



Orientation programme

- | Week before semester begins
 - | Informative sessions
 - | Campus / city tour
 - | Local language 101
 - | Introduction to local culture, customs
 - | Social events
 - | Trips
 - | Hikes
 - | Picnics



Orientation programme

| Welcome bags

- | Provided by National Agency
- | Includes helpful gadgets
 - | Reflector
 - | Gloves
 - | Pen
 - | Notebook
 - | Survival guide
 - | SIM-card







Eesti Maaülikool

Thank you

Karoli Kõiv

Karoli.kõiv@emu.ee

Maaülikool sotsiaalmeedias:

